



RAILING POST GUARDRAIL TECHNICAL DATA SHEET

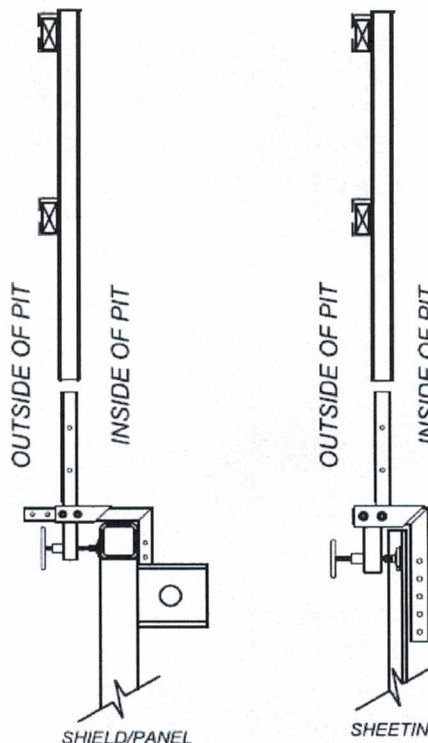
DATE: June 20, 2018

POST MODEL NO: PS - RP - 42



SADDLE MODEL NO: ADJUSTABLE GUARDRAIL SADDLE

Limitations:

- Guardrails and posts shall only be utilized with slide rail panels or trench shield systems manufactured by PRO - TEC or equivalent products with wall thicknesses of 2,3,4,6 or 8 inches and approved Sheet Piling or Road Plate.
- Guardrails shall be installed with both anchor bolts tight, and saddle contracting to the inside face of the shoring evenly across the entire surface area. **Do not** block or shim tight, contact manufacturer if saddle cannot be installed square and tight to the shoring. **Do not place guardrail posts at lifting lug locations.**
- Workers **shall not** attach fall protection devices, lanyards, horizontal lines, or other devices of any kind to the guardrail system. The system is not designed for support of these devices and could result in serious injury or death.
- Any modifications to shields using parts not manufactured by PRO-TEC will void this Technical Data Sheet unless otherwise specified or allowed in writing by PRO-TEC.
- Guardrail system shall be utilized in accordance with all federal, state, and local laws. Refer to Occupational Safety and Health Administration (OSHA) rules and regulations Subpart M Section 1926.502.
- Guardrail system shall be fully installed prior to shoring installation, otherwise, contractor shall provide workers with independent OSHA compliant fall protection to allow them to assemble the guardrail system. Workers shall not approach within 6-ft. of excavation until guardrails are fully installed.
- Contractor is responsible for protecting workers from all other hazards on the job site. This Technical Data Sheet is to certify the guardrail system only and is not intended to outline other safety regulations.
- The ends of all rails shall not overhang the terminal posts, except where such overhang does not constitute a projection hazard.
- When the guardrail system is utilized with the Slide Rail System, the guardrails shall be placed on the top outside panel. The panel must be at least 3.5-in. above the outside top grade of the excavation and a maximum of 6-in.
- OSHA requires a *competent person* must inspect the guardrail system daily, or as needed to provide a safe working environment.
- Installation instructions on Page 2 and 3 of this Technical Data Sheet shall be followed. If Page 2 or Page 3 is missing, contact manufacturer.



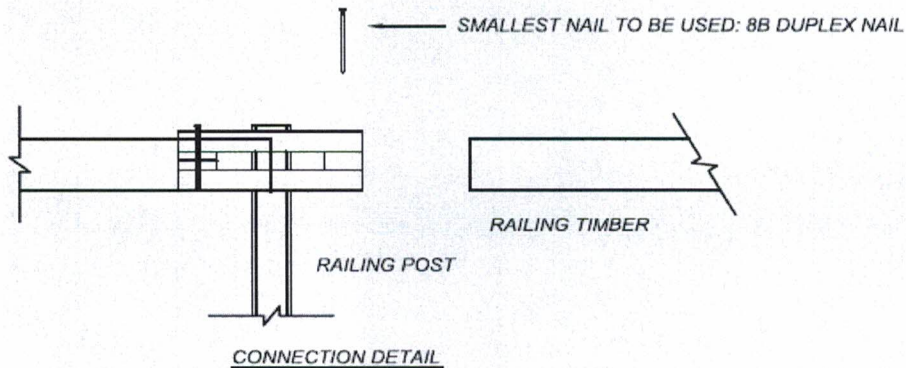
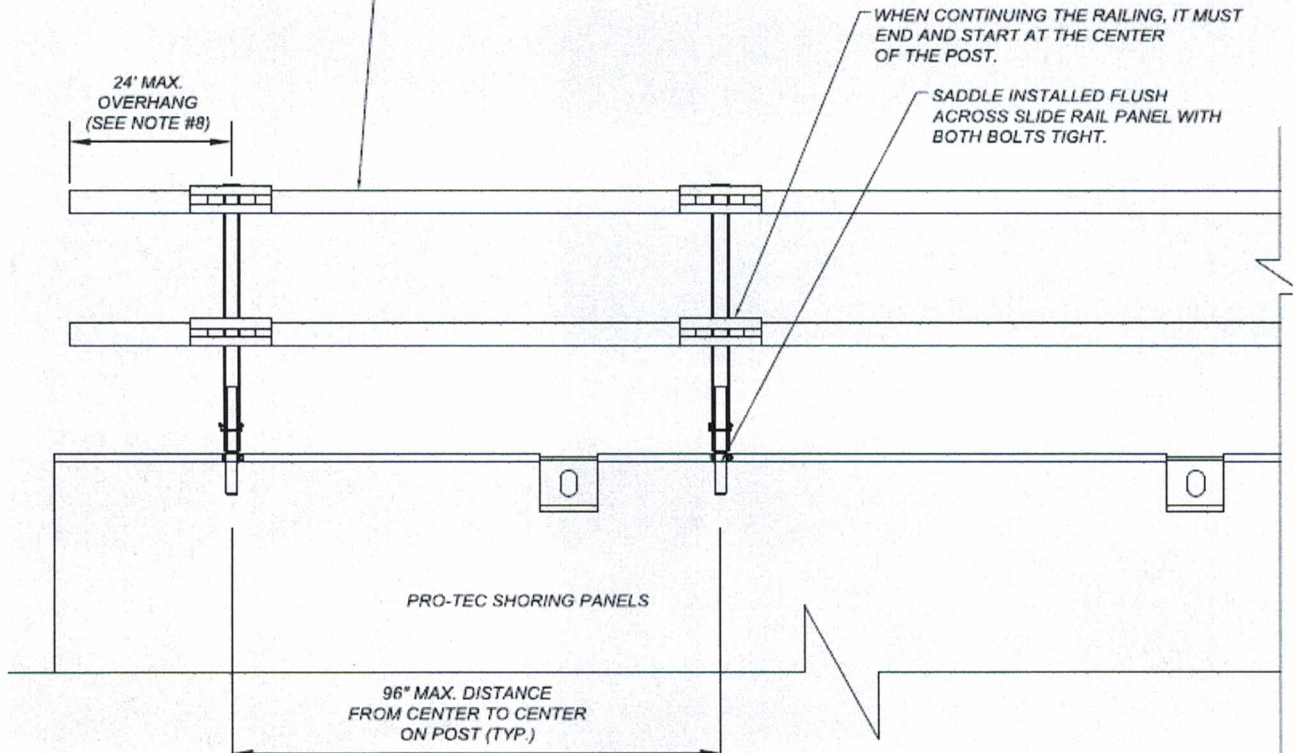
SECTION DETAIL





RAILING POST GUARDRAIL TECHNICAL DATA SHEET

THE MATERIAL USED FOR THE HORIZONTAL RAILING SHALL BE 2" X 4" TIMBERS AND HAVE A MINIMUM BENDING STRENGTH OF 1500 PSI. IT IS CUSTOMERS RESPONSIBILITY TO ENSURE THAT THE RAIL IS SECURED IN ACCORDANCE WITH THE DETAILS SHOWN AND NO LATERAL MOVEMENT OF RAILING MATERIAL OCCURS.





RAILING POST GUARDRAIL TECHNICAL DATA SHEET

